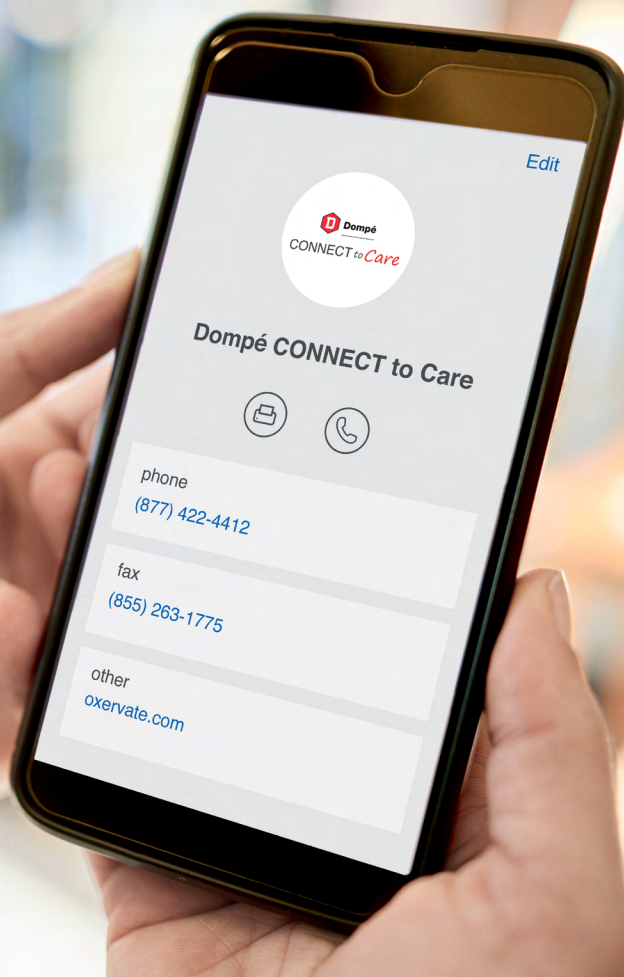


What to expect with OXERVATE®

Now that you've been prescribed OXERVATE, you're probably eager to get started. Dompé is here to help along the way.



What comes next

After your doctor prescribes OXERVATE:

- You will receive a welcome call from Dompé CONNECT to Care (DC2C)
- It's important to answer this call. DC2C works with your insurance to verify coverage, determine eligibility for financial assistance, and coordinate OXERVATE delivery

Once coverage has been confirmed:

- Accredo will call you to arrange your OXERVATE shipment date. Accredo is the specialty pharmacy that manages OXERVATE prescriptions
- OXERVATE will be delivered right to your door in 4 biweekly shipments

Add these important numbers to your contacts:

 Dompé | **CONNECT to Care**



PHONE: 1-877-422-4412

FAX: 1-855-263-1775



accredo®

PHONE: 1-888-454-8860

Scan the above QR codes with the camera on your mobile device to add these important numbers.

Please See Important Safety Information throughout and [full Prescribing Information](#), including [Patient Information](#).

oxervate® 
(cenegermin-bkbj ophthalmic solution) 0.002% (20 mcg/mL)

© 2023 Dompé U.S. Inc.

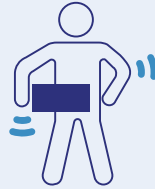


Receiving OXERVATE®

OXERVATE is typically shipped biweekly. **There are two boxes within each shipment.** Each box includes 1 week of OXERVATE and 1 week of supplies.



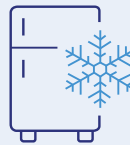
When your package arrives:



Be careful when lifting. Each box weighs 22 pounds, so please be careful when handling it. Most of the weight is from the dry ice used to keep OXERVATE cold during shipment. Be careful when opening your package.



If you need to use it right away, first let the vial thaw at room temperature (up to 77°F [25°C]) for up to **30 minutes** prior to administering the dose.



It's important that you refrigerate your OXERVATE within 5 hours of delivery. Once refrigerated, OXERVATE can be stored for up to 14 days in the original carton if the vials are unopened. Because of the way OXERVATE is made, it needs to be kept at 36°F to 46°F (2°C to 8°C).

Please do not put OXERVATE in the freezer. Do not shake the vials.

What's in the box?



7 multiple-dose vials of OXERVATE, 1 vial to be used per day of the week
In an insulated pack and co-packaged with the Delivery System Kit, containing:

7 vial adapters (use 1 per day)

42 pipettes (use 6 per day)

42 sterile disinfectant wipes (use 1 per dose)

1 Dose Recording Card

1 extra adapter, 3 extra pipettes, and 3 extra wipes are included as spares

Important Safety Information

What is OXERVATE?

• OXERVATE is a prescription eye drop solution used to treat a condition called neurotrophic keratitis.

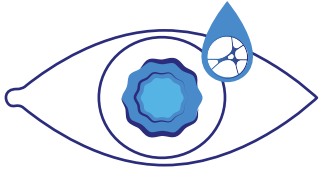
Before you use OXERVATE, tell your doctor about all of your medical conditions, including if you:

- have an infection in your eye. If you get an eye infection **while** using OXERVATE, talk to your doctor right away

2

Please See Important Safety Information throughout and [full Prescribing Information](#), including [Patient Information](#).

oxervate® 
(cenegermin-bkjb ophthalmic solution) 0.002% (20 mcg/mL)



Using OXERVATE

OXERVATE is an eye drop that is different from other prescriptions you may have used.

Remember 2, 6, 8 when taking OXERVATE:

2



Every 2 hours,
instill 1 drop in
the affected eye(s)

6



Apply 6
times daily

8



Continue
for 8 weeks

If you happen to miss one of your regular doses of OXERVATE, don't try to make up for it; just take the next dose at your scheduled time. Continue to take the full 8-week course of OXERVATE as prescribed, even if your eye feels or looks better before 8 weeks have passed.



Remember the rule of 15:

Remove contact lenses in your affected eye(s) before applying OXERVATE and **wait 15 minutes** before reinserting them.

If you use any other eye drops, apply OXERVATE and the eye drops **at least 15 minutes apart** to avoid dilution.

Apply OXERVATE **at least 15 minutes before** using any eye ointment, gel, or other thick eye drops.

Once you open a vial of OXERVATE (connecting the vial adapter to the vial), it must be disposed of after 12 hours even if you haven't used all of it. The opened vial can be kept for up to 12 hours in the refrigerator between 36°F to 46°F (2°C to 8°C) or at room temperature up to 77°F (25°C).

Important Safety Information (cont'd)

What should I avoid while using OXERVATE?

- Your vision may be blurred for a short time after using OXERVATE. If this happens, **wait until your vision clears before you drive or use machines.**

Please See Important Safety Information throughout and [full Prescribing Information](#), including [Patient Information](#).

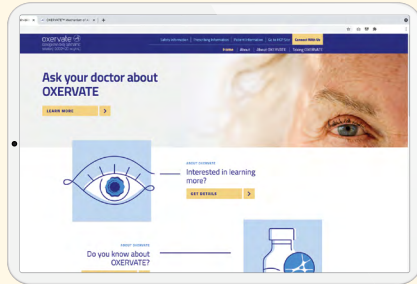
oxervate® 
(cenegermin-bkbj ophthalmic
solution) 0.002% (20 mcg/mL)



Connect with us

Still have questions about OXERVATE®? Dompé is here to help.

How to find more information:



Visit the OXERVATE website



Scan the QR code using the camera on your mobile device, or visit [OXERVATE.com](https://www.oxervate.com)



Watch the video about how to use OXERVATE



Scan the QR code using the camera on your mobile device, or visit [OXERVATE.com/taking-oxervate](https://www.oxervate.com/taking-oxervate)

Dompé CONNECT to Care is the single place for you to find support and resources for accessing OXERVATE.

 **Dompé** | **CONNECT to Care**



PHONE: 1-877-422-4412
FAX: 1-855-263-1775

If you have questions about your prescription, call Accredo, your specialty pharmacy.

accredo®



PHONE: 1-888-454-8860

Important Safety Information (cont'd)

What are the possible side effects of OXERVATE?

- The most common side effect of OXERVATE is eye pain, enlarged blood vessels in the white of the eyes, swelling of the eye, and increase of tears.

Tell your doctor if you have any side effects that bother you. These are not all the possible side effects of OXERVATE.

For more information about OXERVATE talk to your healthcare provider or pharmacist.

To report **ADVERSE REACTIONS**, contact **Dompé U.S. Inc.** at 1-833-366-7387 or FDA at 1-800-FDA-1088 or www.fda.gov/medwatch.

Please see [full Prescribing Information](#), including [Patient Information](#) for OXERVATE.

